


Tips to Quickly Access Your QR Code Parking Pass



Quick Access - Option 1 Downloading an app


1. Open your app store on your phone.



2. Search for "File Manager" or a similar app and download it to your phone.
3. Open your browser on your phone and navigate to vail.mgzephire.com and logon to your parker portal. Select the  Locations/Access page and click the [View Digital ID](#) link to view your QR code pass. If it does not populate, you may have a popup blocker on.
4. From here you can:
 - Save the file as a PDF and upload it to the file manager app.
 - OR take a screenshot and upload it to the file manager app.


Your pass is now quickly accessible in the file manager app. All you will need to do is open the file manager app to quickly pull up your parking pass to scan in and out of the parking areas.

Quick Access - Option 2 Saving your QR code pass to its own album

1. Open your browser on your phone and navigate to vail.mgzephire.com and logon to your parker portal. Select the  Locations/Access page and click the [View Digital ID](#) link to view your QR code pass. If it does not populate, you may have a popup blocker on.
2. Take a screenshot and save it to your photo gallery app.
3. Open your photo gallery app and create a new album. Enter a name for the new album. Something like "Parking Pass", and save.
4. Move the photo of your QR code parking pass to this new album.

Your pass is now quickly accessible in the album. All you will need to do is open your photos and select this album to quickly pull up your parking pass to scan in and out of the parking areas.

Quick Access - Option 3 Print your QR code pass

1. Open your browser on your computer and navigate to vail.mgzephire.com and logon to your parker portal. Select the  Locations/Access page and click the [View Digital ID](#) link to view your QR code pass. If it does not populate, you may have a popup blocker on.
2. Save the file as a PDF.
3. Print your QR code parking pass to scan in and out of the parking areas.



TOWN OF VAIL