

This report provides information on your jurisdiction's score on the [2022 Questionnaire](#), how it compares with others and insights on how to improve climate action and transparency.

Request a score feedback call

Email: citiesna@cdp.net

Your jurisdiction's reported data has been scored against the [CDP Scoring Methodology](#). Scores are private to jurisdictions, though highest scoring jurisdictions are publicly recognized in our annual 'A List'.

YOUR SCORE

Town of Vail, CO

Region United States of America

Country United States of America



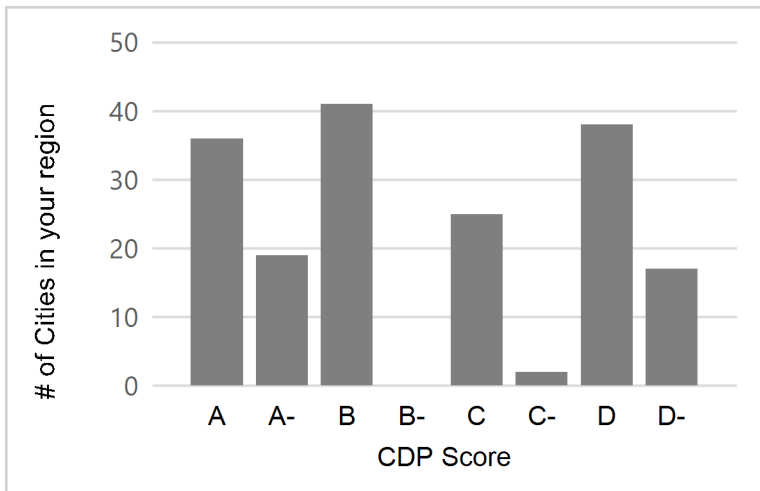
Leadership Level

Your jurisdiction has demonstrated best practice standards across adaptation and mitigation, has set ambitious goals and has made progress towards achieving those goals.

COMPARE YOUR SCORE

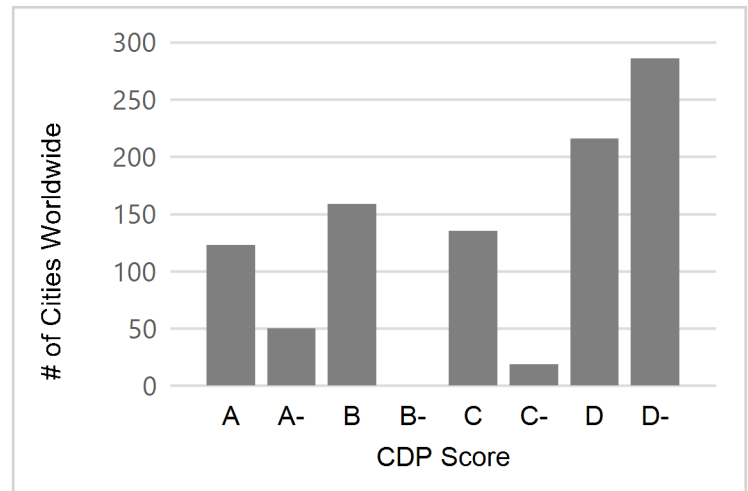
REGIONAL DISTRIBUTION

Average : **C**



GLOBAL DISTRIBUTION

Average : **D**



THEMATIC SCORES

ADAPTATION SCORE



Regional average
C

Global average
D

Your jurisdiction has a clear understanding of the impacts and risks climate change poses to your jurisdiction, you have implemented an adaptation plan and are tracking progress towards your adaptation goals.

MITIGATION SCORE



Regional average
C

Global average
D

Your jurisdiction has a clear understanding of your emissions breakdown, you have implemented a mitigation plan, and are demonstrating progress towards science-based climate targets.

Assessment

On track

Targets


On track

Planning

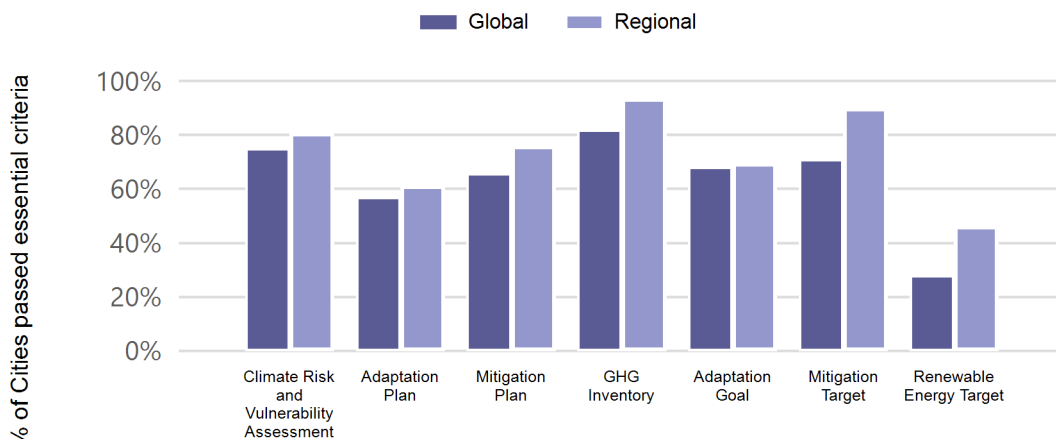
Making progress

Actions

On track

Climate Risk and Vulnerability Assessment		Your jurisdiction has undertaken a climate risk and vulnerability assessment. This is a key component of climate action, and therefore one of the essential criteria of CDP scoring. For best practice guidance to inform future updates and advance this assessment click here .
Adaptation Plan		Your jurisdiction has a plan that addresses climate adaptation. This is a key component of climate action, and therefore one of the essential criteria of CDP scoring. For best practice guidance to inform monitoring, evaluation, progress reporting and future updates to this plan click here .
Mitigation Plan		Your jurisdiction has reported that it has a plan that addresses climate mitigation adaptation. This is a key component of climate action, and therefore one of the essential criteria of CDP scoring. For best practice guidance to inform monitoring, evaluation, progress reporting and future updates to this plan click here .
GHG Inventory		Your jurisdiction has a community-wide emissions inventory. This is a key component of climate action, and therefore one of the essential criteria of CDP scoring. For best practice guidance to inform future updates to your emissions inventory click here .
Adaptation Goal		Your jurisdiction has an adaptation goal. This is a key component of climate action, and therefore one of the essential criteria of CDP scoring. For best practice guidance to track and progress your goal to drive climate resilience click here .
Mitigation Target		Your jurisdiction has a fully reported mitigation target. This is a key component of climate action, and therefore one of the essential criteria of CDP scoring. For best practice guidance on how to track and monitor progress, including A list requirement click here .
Renewable Energy Target		Your jurisdiction has a renewable energy generation, consumption and/or installed capacity jurisdiction target in place. For best practice guidance on how to track and monitor progress click here .

Globally and regionally reported



Explore CDP Data - [Click here](#)

Step up your climate action [Click here](#) for the next steps document

[Click here](#) to share your 2022 CDP response or score with the world

Understand the Scoring Methodology - [Click here](#)

Town of Vail, CO has responded to Pathway 2

Your jurisdiction responded to Pathway 2. This meant you were presented with additional questions on governance, energy, transport, waste, public health, water, food, and finance.

These additional questions are not part of your jurisdiction's score this year. However, you are provided with an indicator that represents the comprehensiveness of your disclosure and further guidance on measuring, managing, and reporting data on these topics.

Governance	Complete	Your jurisdiction has reported to most of the climate-related governance indicators such as social and economic opportunities and multilevel engagement and collaboration. For guidance on measuring, managing, and reporting governance data click here .
Energy	Partially complete	Your jurisdiction has reported to many of the energy-related indicators presented. For guidance on measuring, managing, and reporting energy data click here .
Transport	Complete	Your jurisdiction has reported to most of the transport-related indicators presented. For guidance on measuring, managing, and reporting transport data click here .
Waste	Complete	Your jurisdiction has reported to most of the waste-related indicators presented. For guidance on measuring, managing, and reporting waste data click here .
Public health	Complete	Your jurisdiction has reported to most of the public health-related indicators presented. For guidance on measuring, managing, and reporting public health data click here .
Water	Complete	Your jurisdiction has reported to most of the water-related indicators presented. For guidance on measuring, managing, and reporting water data click here .
Food	Partially complete	Your jurisdiction has reported to many of the food-related indicators presented. For guidance on measuring, managing, and reporting food data click here .
Finance	Complete	Your jurisdiction has reported to most of the finance-related indicators presented. For guidance on measuring, managing, and reporting finance data click here .